

STOP FITTINGS

Application

- Installed where the pneumatic connections are changed frequently.
- Used at laboratory or for instructing pneumatic connections.

Feature

- Upon disconnecting the tube, the airflow will stop.

Specification

Fluid	Air(No other gases or liquids)	
Working Pressure Range	0~150PSI	0~9Kgf/cm(0~900kPa)
Negative Pressure	-29.50 in Hg	-750mmHg(10Torr)
Temperature Range	32~140° F	0~60° C
Applicable Tube Material	Polyurethane and Nylon	



Product Code System

SPC 06-01

① ② ③

① Type

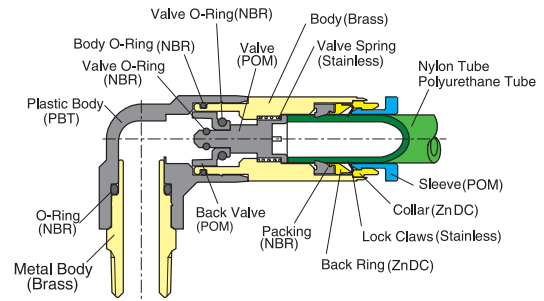
② Tube Dia(∅D)

Code	04	06	08	10	12
Dia	∅4	∅6	∅8	∅10	∅12

③ Thread Size(T)

	Metric Size		Taper Pipe Thread			
Code	M5	M6	01	02	03	04
Size	M5 × 0.8	M6 × 1.0	R1/8	R1/4	R3/8	R1/2

Structural Diagram



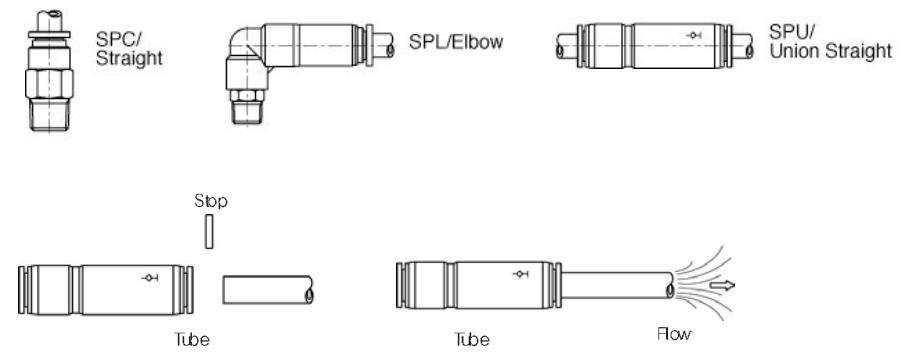
Stop Fittings



Fitting with G Thread (O-Ring)



Control Method



CAUTION

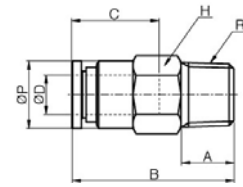
- Be sure to read the "Common Precautions" and "Using Precautions of Fitting Series"(P6) before using.
- Be sure to confirm the direction of the stop instrument.

WARNING

- Be careful of spring-up of the tube in case of disconnection when the pressure is on in the stop fitting.

SPC

Straight



MODEL [ØD-T]

Tube (Metric) - Thread (R)

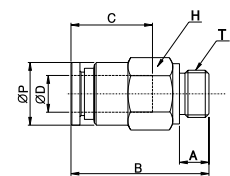
MODEL	ØD	R
SPC 04-01	4	R1/8
SPC 06-01	6	R1/8
SPC 06-02	6	R1/4
SPC 08-01	8	R1/8
SPC 08-02	8	R1/4
SPC 08-03	8	R3/8
SPC 10-02	10	R1/4
SPC 10-03	10	R3/8
SPC 10-04	10	R1/2
SPC 12-03	12	R3/8
SPC 12-04	12	R1/2

Tube (Inch) - Thread (NPT)

MODEL	ØD	R
SPC 5/32-U10U	5/32	UNF10 * 32
SPC 5/32-N01U	5/32	NPT1/8
SPC 3/16-N01U	3/16	NPT1/8
SPC 3/16-N02U	3/16	NPT1/4
SPC 1/4-N01U	1/4	NPT1/8
SPC 1/4-N02U	1/4	NPT1/4
SPC 5/16-N02U	5/16	NPT1/4
SPC 5/16-N03U	5/16	NPT3/8
SPC 3/8-N03U	3/8	NPT3/8
SPC 3/8-N04U	3/8	NPT1/2
SPC 1/2-N03U	1/2	NPT3/8
SPC 1/2-N04U	1/2	NPT1/2

SPC-G

Straight



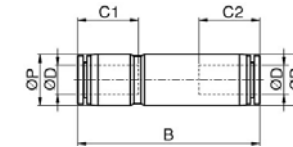
MODEL [ØD-T]

Tube (Metric) - Thread (G)

MODEL	ØD	R
SPC 04-G01	4	G1/8
SPC 06-G01	6	G1/8
SPC 06-G02	6	G1/4
SPC 08-G01	8	G1/8
SPC 08-G02	8	G1/4
SPC 08-G03	8	G3/8
SPC 10-G02	10	G1/4
SPC 10-G03	10	G3/8
SPC 10-G04	10	G1/2
SPC 12-G03	12	G3/8
SPC 12-G04	12	G1/2

SPU

Union Straight



MODEL [ØD-T]

Tube (Metric) - Thread (R)

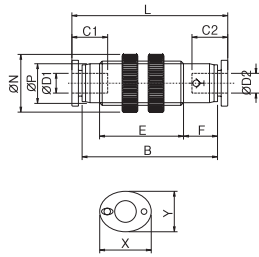
MODEL	ØD
SPU 04	4
SPU 06	6
SPU 08	8
SPU 10	10
SPU 12	12

Tube (Inch) - Thread (NPT)

MODEL	ØD
SPU 5/32	5/32
SPU 3/16	3/16
SPU 1/4	1/4
SPU 5/16	5/16
SPU 3/8	3/8
SPU 1/2	1/2

SPUM

Elbow



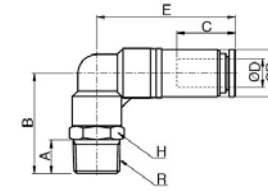
MODEL [ØD-T]

Tube (Metric) - Thread (R)	
MODEL	ØD
SPUM 04	4
SPUM 06	6
SPUM 08	8
SPUM 10	10
SPUM 12	12

Tube (Inch) - Thread (NPT)	
MODEL	ØD
SPUM 5/32	5/32
SPUM 3/16	3/16
SPUM 1/4	1/4
SPUM 5/16	5/16
SPUM 3/8	3/8
SPUM 1/2	1/2

SPL

Elbow



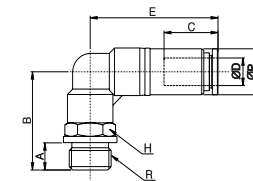
MODEL [ØD-T]

Tube (Metric) - Thread (R)		
MODEL	ØD	R
SPL 04-M5	4	M5
SPL 04-M6	4	M6
SPL 04-01	4	R1/8
SPL 06-M5	6	M5
SPL 06-01	6	R1/8
SPL 06-02	6	R1/4
SPL 08-01	6	R1/8
SPL 08-02	8	R1/4
SPL 08-03	8	R3/8
SPL 10-02	8	R1/4
SPL 10-03	10	R3/8
SPL 10-04	10	R1/2
SPL 12-03	10	R3/8
SPL 12-04	12	R1/2

Tube (Inch) - Thread (NPT)		
MODEL	ØD	R
SPL 5/32-U10U	5/32	UNF10 *32
SPL 5/32-N01U	5/32	NPT1/8
SPL 3/16-N10U	3/16	UNF10 *32
SPL 3/16-N01U	3/16	NPT1/8
SPL 3/16-N02U	3/16	NPT1/4
SPL 1/4-U10U	1/4	UNF10 *32
SPL 1/4-N01U	1/4	NPT1/8
SPL 1/4-N02U	1/4	NPT1/4
SPL 5/16-N01U	5/16	NPT1/8
SPL 5/16-N02U	5/16	NPT1/4
SPL 5/16-N03U	5/16	NPT3/8
SPL 3/8-N02U	3/8	NPT1/4
SPL 3/8-N03U	3/8	NPT3/8
SPL 3/8-N04U	3/8	NPT1/2
SPL 1/2-N03U	1/2	NPT3/8
SPL 1/2-N04U	1/2	NPT1/2

SPL-G

Elbow



MODEL [ØD-T]

Tube (Metric) - Thread (G)		
MODEL	ØD	R
SPL 04-G01	4	G1/8
SPL 06-G01	6	G1/8
SPL 06-G02	6	G1/4
SPL 08-G01	8	G1/8
SPL 08-G02	8	G1/4
SPL 08-G03	8	G3/8
SPL 10-G02	10	G1/4
SPL 10-G03	10	G3/8
SPL 10-G04	10	G1/2
SPL 12-G03	12	G3/8
SPL 12-G04	12	G1/2